


# **UISAGE**

## **VIS0484-1**

### **6 in 1 LED par light**



#### **USER MANUAL**

**Please read over this manual before operating the light**

## Introduction

**Unpacking:** Thank you for purchasing this product, all products has been thoroughly tested and has been shipped in perfect operating condition. Carefully check the shipping carton for damage that may have occurred during shipping. If the carton appears to be damaged, carefully inspect your fixture for any damage and be sure all accessories necessary to operate the unit has arrived intact. In the case damage has been found or parts are missing, please contact the manufacturer or your dealer for further instructions. Do not return this unit to your dealer without first contacting.

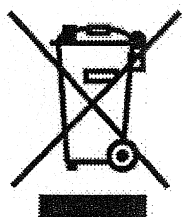
**Warning!** To prevent or reduce the risk of electrical shock or fire, do not expose this unit to rain or moisture.

**Caution!** There are no user serviceable parts inside this unit. Do not attempt any repairs yourself; doing so will void your manufactures warranty. In the unlikely event your unit may require service please contact the manufacturer or your dealer.

**PLEASE** recycle the shipping carton whenever possible.

## General Instructions

To optimize the performance of this product, please read these operating instructions carefully to familiarize you with the basic operations of this unit. These instructions contain important safety information regarding the use and maintenance of this unit. Please keep this manual with the unit, for future reference.



**ROHS**

**6CH Mode**

	Value	Description
CH1	0	No action
	1-255	RED dimmer
CH2	0	No action
	1-255	GREEN dimmer
CH3	0	No action
	1-255	BLUE dimmer
CH4	0	No action
	1-255	White dimmer
CH5	0	No action
	1-255	Amber dimmer
CH6	0	No action
	1-255	UV dimmer

**10CH Mode**

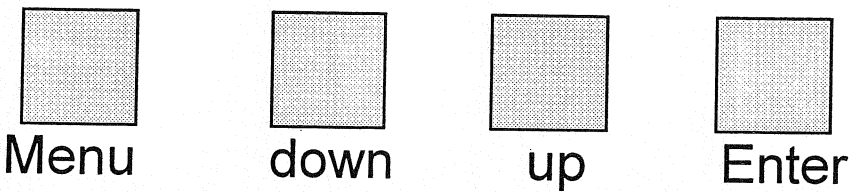
	Value	Description
CH1	0	No action
	1-255	RGBAW+UV dimmer
CH2	0-4	No action
	5-255	Strobe from slow to fast
CH3	0-50	Color jump
	51-100	Color dimmer
	101-150	Color sudder
	151-255	Sound active
CH4	0	No action
	1-255	Speed from slow to fast
CH5	0	No action
	1-255	Red dimmer
CH6	0	No action
	1-255	Green dimmer
CH7	0	No action
	1-255	Blue dimmer
CH8	0	No action
	1-255	White dimmer
CH9	0	No action

	1-255	Amber dimmer
CH10	0	No action
	1-255	UV dimmer

LED Operation Menu:

Touch Buttons

There are four touch buttons under the LED Alpha-numerical display: Menu, Down, Up, Enter. Normally, the LED will display the current DMX address code of the fixture. At this time, presses Menu to choose the function you want to set up. Press and hold Up or Down to fast scrolling within the menu options. When an options flashing the LED display, press Enter to confirm and Menu to exit.



After initialization, the unit is ready for setting and working. Please see the following table for setting information

- 1. A000——A001——A512 .....10CH mode
- 2. d000——d001——d512 .....6CH mode
- 3. CC00——CC00——CC99 .....color jump (speed)
- 4. EE00——EE00——EE99 .....color dimmer (speed)
- 5. FF00——FF00——FF99 .....color sudden (speed)
- 6. dEdF——FF00——FF99.....master sound mode
- 7. R000——R001——R255.....red color dimmer
- 8. G000——G001——G255.....green color dimmer
- 9. B000——B001——B255.....blue color dimmer
- 10. O000——O001——O255.....white color dimmer
- 11. Y000——Y001——Y255..... amber color dimmer
- 12、 P000——P001——P255..... UV color dimmer

## Features

- Power supply: AC110V-250V
- Frequency: 50-60Hz
- Power consumption: 160W
- Light source: 18pcs 18W high brightness 6 in 1 leds
- Lamp life: 6-10 ten thousand hrs
- LED angle: 30(±5) degree
- Color: 16.7 million kinds of color change
- Control channels: 6/10 chs
- Control mode: DMX512, master/slave, auto, sound active (can order wireless DMX512 also)
- Automatic model(by function button) : color change, color strobe, color dimmer, color gradual change/color jump change
- Operation menu: 4 digit digital LED display
- Packing size: 225\*225\*335mm
- N.W: 4.3kg
- G.W: 4.8 kg