

STAGE APE LIGHTING



CUZ IT'S A JUNGLE OUT THERE

The Lighting you need... at Prices you'll go APE over...

GET THE 411

Contact Us: ape@stageape.com

The Ape PAR 56 LED S...

Short, Silver LED PAR 56 Can with 159 10mm LED's and a 35 Degree Beam Angle...

This LED PAR 56 can puts out 4,360 LUX at 1 meter. (A standard PAR 56 can with a 600 watt halogen bulb and a primary blue color gel in front of it puts out 2,270 Lux at 1 meter).

51 Red, 54 Green, 54 Blue LED's.

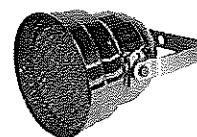
Soft edge spot. Built in mic.

5 DMX channels: #1=on/off and strobe, #2=dimmer, #3=Red #4=Green #5=Blue

Stand alone mode features: Sound active with built in mic, Auto color change.

Color temp less than 6000k. Includes 1 amp short fuse, 100,000 hour LED's. Under 30 watt current draw.

Size 7.75" x 7.75" x 8" and weighs 2.5 Lbs.



[Click Here To Purchase](#)

Instructions for STAND ALONE operation:

With only dip switch #1 on, the Red LED's come on at low intensity.

With only dip switch #2 on, the Red LED's come on at medium intensity.

With only dip switch #1 & #2 on, the Red LED's come on at high intensity.

With only dip switch #3 on, the Green LED's come on at low intensity.

With only dip switch #4 on, the Green LED's come on at medium intensity.

With only dip switch #3 & #4 on, the Green LED's come on at high intensity.



With only dip switch #5 on, the Blue LED's come on at low intensity.




With only dip switch #6 on, the Blue LED's come on at medium intensity.

With only dip switch #5 & #6 on, the Blue LED's come on at high intensity.

With only dip switch #9 on, full brightness, fast pre set color change.

With only dip switch #9 & #7 on, full brightness, slow pre set color change.



<p>With only dip switch #8 on, full brightness, sound active color change.</p>	<p><input checked="" type="checkbox"/> side led 56 can</p>
<p>DMX mode:</p> <p>Set dip switches #1 & # 10 on the first fixture to the on position. On the second fixture set dip switches #2 & #3 & #10 to the on position.</p> <p>On your DMX controller:</p> <p>Slider #1 is:</p> <ul style="list-style-type: none">0-15 = Off16-79 = Strobe, slow to fast80-159 = Pulse strobe (fades out and back to bright, slow to fast)160-255 = On <p>Slider #2- Brightness, low to high (controls overall brightness). Slider #3- Brightness of the red LED's Slider #4- Brightness of the green LED's Slider #5- Brightness of the blue LED's</p>	
<p>This model is not set up for Master/Slave operation.</p>	
<p>Includes black power cord.</p>	

[Click Here To Purchase](#)

[Back](#)

Copyright 2009 by Stage Ape Lighting